


INSULATED THERMOCOUPLE WIRE

ANSI Type E Chromel/Constantan (2 Conductor)




Insulation Color Code:

Positive: Purple
Negative: Red
Overall: Brown

CUSTOM CATALOG NUMBER	SIZE AWG/MCM	INSULATION		TYPE	TEMP (°F)		NOMINAL SIZE	WT/MFT
		SINGLES	JACKET		CONTINUOUS	INTERMITTENT		
54000	20	Ceramic Braid	Ceramic Braid	Solid	2200	2600	.125 x .195	16
54001	20	Hi Temp	Hi Temp	Solid	1200	1500	.085 x .145	15
54002	20	Fiberglass	Fiberglass	Solid	950	1200	.058 x .105	9
54003	20	Fiberglass	Fiberglass	Strd.	950	1200	.065 x .125	9
54004	24	Fiberglass	Fiberglass	Solid	950	1200	.042 x .070	5
54005	20	FEP	FEP	Solid	400	500	.067 x .115	11
54005S	20	FEP Twist/Shld	FFEP Twist/Shld	Solid	400	500	.135	20
54006	24	FEP	FEP	Solid	400	500	.055 x .090	7

ANSI Type EX Chromel/Constantan (2 Conductor)




Insulation Color Code:

Positive: Purple
Negative: Red
Overall: Purple

CUSTOM CATALOG NUMBER	SIZE AWG/MCM	INSULATION		TYPE	TEMP (°F)		NOMINAL SIZE	WT/MFT
		SINGLES	JACKET		CONTINUOUS	INTERMITTENT		
54020	16	Fiberglass	Fiberglass	Solid	400		.087 x .155	18
54021	20	Fiberglass	Fiberglass	Solid	400		.058 x .105	9
54022	16	FEP	FEP	Solid	400		.107 x .158	32
54023	20	FEP	FEP	Solid	400		.072 x .124	11
54024	16	PVC	PVC	Solid	220		.120 x .207	26
54024S	16	PVC Twist/Shld	PVC Twist/Shld	Solid	220		.250	39
54025	16	PVC	PVC	Str.	220		.140 x .230	26
54026	20	PVC	PVC	Solid	220		.095 x .150	14
54026S	20	PVC Twist/Shld	PVC Twist/Shld	Solid	220		.165	22
54027	20	PVC	PVC	Str.	220		.105 x .170	16

Thermocouple Extension Cable - Overall Shielded Type EX Cable Chromel/Constantan UL PLTC 300 Volt



Construction

- PVC Insulation & Jacket
- 20 AWG Solid Conductors
- Singles Insulation:
15 mils 105°C PVC
- Jacket and Individual Pairs are ANSI MC96.1
- Twisted Pairs
- One conductor of each pair is numbered
- Overall Shield:
Aluminum/Polyester
- Overall Drain plus communications wire
- Jacket: 90°C FR-PVC

CUSTOM CATALOG NUMBER	NO. OF PAIRS	NOMINAL OUTER JACKET THICKNESS	NOMINAL O.D. (Inches)	MINIMUM BENDING RADIUS (Inches)	MAXIMUM PULLING TENSION (lbs.)	WT/MFT
54030	1	.035	.220	1.45	26	27
54031	2	.042	.322	2.00	40	50
54032	4	.042	.370	2.50	75	76
54033	6	.052	.440	2.70	105	110
54034	8	.052	.475	3.00	142	129
54035	10	.052	.540	3.25	170	155
54036	12	.052	.560	3.25	210	175
54037	16	.062	.645	3.70	275	230
54038	20	.062	.670	4.00	330	280
54039	24	.062	.745	4.80	405	325
54040	36	.072	.890	6.00	600	470
54041	50	.072	.995	6.00	830	640

* Individual and overall shield also available upon request. Please specify when ordering.

Custom Cable Corp.

242 Butler Street • Westbury, New York 11590-3193 • Tel: (516) 334-3600 • Toll Free: (800) 832-3600 • FAX: (516) 334-3989

www.customwireandcable.com • email: sales@customwireandcable.com