


INSULATED THERMOCOUPLE WIRE

ANSI Type K Chrome/Alumel (2 Conductor)



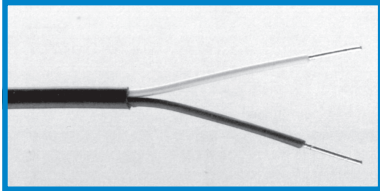
Insulation Color Code:

Positive: Yellow
 Negative: Red
 Overall: Brown

Also available in stranded configuration.*

CUSTOM CATALOG NUMBER	SIZE AWG/MCM	INSULATION		TYPE	TEMP (°F)		NOMINAL SIZE	WT/MFT
		SINGLES	JACKET		CONTINUOUS	INTERMITTENT		
54300	16	Ceramic Braid	Ceramic Braid	Solid	2200	2600	.120 x .210	28
54301	20	Ceramic Braid	Ceramic Braid	Solid	2200	2600	.110 x .180	14
54302	16	Hi Temp	Hi Temp	Solid	1200	1500	.105 x .185	20
54303	20	Hi Temp	Hi Temp	Solid	1200	1500	.085 x .145	15
54304	24	Hi Temp	Hi Temp	Solid	1200	1500	.075 x .120	10
54305	16	Fiberglass	Fiberglass	Solid	950	1200	.087 x .155	25
54306	20	Fiberglass	Fiberglass	Solid	950	1200	.058 x .105	9
54308	24	Fiberglass	Fiberglass	Solid	950	1200	.042 x .070	5
54309	20	FEP	FEP	Solid	400	500	.067 x .115	11
54309S	20	FEP	FEP Twist/Shld	Solid	400	500	.135	20
54310	20	FEP	FEP	Solid	400	500	.055 x .090	7

ANSI Type KX Chrome/Alumel (2 Conductor)




Insulation Color Code:

Positive: Yellow
 Negative: Red
 Overall: Yellow

Available in stranded configuration.*
Available with overall shield.*

CUSTOM CATALOG NUMBER	SIZE AWG/MCM	INSULATION		TYPE	TEMP (°F)		NOMINAL SIZE	WT/MFT
		SINGLES	JACKET		CONTINUOUS	INTERMITTENT		
54330	16	Fiberglass	Fiberglass	Solid	400		.087 x .155	18
54331	20	Fiberglass	Fiberglass	Solid	400		.058 x .105	9
54332	16	FEP	FEP	Solid	400		.107 x .158	32
54333	20	FEP	FEP	Solid	400		.072 x .124	11
54334	16	PVC	PVC	Solid	220		.120 x .207	26
54334S	16	PVC	PVC Twist/Shld	Solid	220		.250	39
54336	20	PVC	PVC	Solid	220		.095 x .150	14
54336S	20	PVC	PVC Twist/Shld	Solid	220		.165	22

Thermocouple Extension Cable - Overall Shielded Type KX Cable Chrome/Alumel UL PLTC 300 Volt



Construction

- PVC Insulation & Jacket
- 20 AWG Solid extension wire
- Singles Insulation: 15 mils 105°C PVC
- Jacket and Individual Pairs are ANSI MC96.1
- Twisted Pairs
- One conductor of each pair is numbered
- Overall Shield: Aluminum/Polyester
- Overall drain plus communications wire
- Jacket: 90°C FR-PVC

CUSTOM CATALOG NUMBER	NO. OF PAIRS	NOMINAL OUTER JACKET THICKNESS	NOMINAL O.D. (Inches)	MINIMUM BENDING RADIUS (Inches)	MAXIMUM PULLING TENSION (lbs.)	WT/MFT
54350	1	.035	.220	1.45	26	27
54351	2	.042	.322	2.00	40	50
54352	4	.042	.370	2.50	75	76
54353	6	.052	.440	2.70	105	110
54354	8	.052	.475	3.00	142	129
54355	10	.052	.540	3.25	170	155
54356	12	.052	.560	3.25	210	175
54357	16	.062	.645	3.70	275	230
54358	20	.062	.670	4.00	330	280
54359	24	.062	.745	4.80	405	325
54360	36	.072	.890	6.00	600	470
54361	50	.072	.995	6.00	830	640

* Individual and overall shield also available upon request. Please specify when ordering.

Custom Cable Corp.